

VIETNAM CBR PROJECT

Opinions of Project Beneficiaries

**Project Co-financed by Italian Development Cooperation of Italian
Foreign Ministry
(7720/AIFO/VNM)**



December 2009 – March 2010

*Dr. Sunil Deepak
Scientific Support Department
AIFO - Italy*

INDEX

<i>Chapter</i>	<i>Page N°</i>
Introduction	03
<i>Evaluation methodology</i>	<i>04</i>
<i>Context & Background issues</i>	<i>05</i>
Data analysis	07
<i>Study sample</i>	<i>08</i>
<i>Beneficiaries of micro-actions</i>	<i>09</i>
<i>Beneficiaries of vocational training courses</i>	<i>11</i>
<i>CBR volunteers</i>	<i>13</i>
<i>CBR supervisors</i>	<i>17</i>
<i>School teachers</i>	<i>19</i>
<i>Summary conclusions</i>	<i>22</i>
<i>Final conclusions & implications</i>	<i>25</i>
Acknowledgements	27
Annex: Detailed data analysis report	28

INTRODUCTION

The CBR project in **six provinces of Vietnam**, co-funded by **Italian Development Cooperation of Italian Foreign Ministry** (MAE/DGCS) was initiated in 2008. The present project covers the following 6 provinces in Vietnam: 2 Provinces (Hai Phong & Phu Tho provinces) in the north, near Hanoi; 4 provinces in central part of Vietnam (Thua Thien Hue, Nghe An, Da Nang & Binh Dinh). The six provinces are shown in the map in Annex 1.

Since the project management is based in Hanoi, coverage of provinces that are geographically distant, places some additional challenges to the implementation of project activities.

Activities in individual provinces are in partnership with different institutions/bodies identified by the Provincial Authorities. For example, in Da Nang Province the CBR project activities are coordinated under Provincial Red Cross society, while in Thua Thien Hue province, the activities are under Provincial Department of Labour, Invalids and Social Affairs (DOLISA).

Experts from **Rehabilitation Department of University of Hanoi**, also have a key role in project management, especially in training and supervision activities in different provinces, and they work along with specific stakeholders in each province.

The project proposal approved by MAE/DGCS, envisaged annual monitoring missions by AIFO, and a mid-term and a final evaluations. This report relates to the **Mid-Term Evaluation**.

CBR PROGRAMME IN AIFO SUPPORTED PROVINCES IN VIETNAM

CBR Programme in six Provinces of Vietnam, supported by AIFO, is implemented through an agreement with each province in terms of its management. At the same time, each Province follows the same implementation methodology. Dr Minh Chau Cao from Faculty of Rehabilitation Medicine at the University of Hanoi, is the technical consultant for the programme. The project also involves faculty of Rehabilitation Medicine at University of Hue.

The CBR programme covers different aspects of CBR activities as enunciated in the CBR Matrix developed by the World Health Organisation including – Health, Education, Livelihood, Social and Empowerment sectors.

At the community level, the CBR activities are implemented through the CBR volunteers, who are identified by each community and trained through the CBR programme. The programme also involves primary school teachers, vocational training centres, self-help groups, etc. to promote activities in different sectors. Mainstreaming, that means, improving access to existing services and facilities, is one of key goals of the project. Thus the project networks with different governmental departments and non-governmental organisations present in the different provinces.

METHODOLOGY OF MID-TERM EVALUATION

As the implementation of different project activities and financial accounts are monitored constantly and regularly by AIFO, it was decided to focus the mid-term evaluation on **Quality of Activities** carried out by the project, especially in terms of *perceptions of persons involved in different kinds of activities* including training courses for CBR volunteers and supervisors, micro-projects, vocational training, training courses for school teachers and persons with disabilities living in the communities.

After discussions with project partners in Vietnam the following methodology was identified for the mid-term evaluation:

- 1) *December 2009*: Preparation of questionnaires for the following groups - persons with disabilities, CBR supervisors, CBR volunteers, school teachers and persons who had attended vocational training courses. The questionnaires were discussed with Vietnamese partners, field tested, modified according to their suggestions and then translated into Vietnamese. The Vietnamese translation was checked by competent persons for accuracy.
- 2) *January 2010*: Three provinces were identified for the mid-term evaluation – one rural province in the mountain areas of the north (Phu Tho Province) where the activities are implemented in collaboration with DOLISA; an urban province in the centre (Da Nang Province) where project is implemented by Red Cross society; and a rural province in the centre (Thua Thien Hue Province) where the project is implemented under DOLISA.
- 3) *February 2010*: Administration of the questionnaires to randomly selected samples among different group of project beneficiaries. Though, initial idea was to collect information from a limited number of persons, in reality the project decided to expand the number of persons to answer these questionnaires. For example, it was proposed to administer the questionnaire to 70 school teachers who had attended a training course on Inclusive Education, while in reality, this questionnaire has been completed by more than 1700 school teachers.

Table 1. Sample for Mid-term Evaluation

Group of Persons	Number of beneficiaries in first year (20.01.08 – 19.05.09)	Number of additional beneficiaries in First semester of second year (20.5.09-31.12.09)	Number of Persons who completed the questionnaires (% of total)
Training for CBR Supervisors	200	200	55 (13.7%)
Training for CBR Volunteers	1,410	930	498 (22.1%)
IE Training School teachers	3,470	322	1,753 (46.2%)
Beneficiaries of Micro-action	110	135	141 (60%)
Vocational Training course	80	72	103 (67.7%)

- 4) *March 2010*: All the data collected through questionnaires was entered in a specific programme based on Epi-Info. At the same time, Dr S. Deepak from the Scientific Support department of AIFO, visited Vietnam from 4 to 18 March 2010. During this

visit, he conducted semi-structured interviews with different groups of beneficiaries in the same three Provinces (Da Nang, Thua Thien Hue and Phu Tho).

- 5) *April –May 2010*: All the collected data was analysed, and the report was discussed with partners in Vietnam to understand its implications and to plan improvements in the project activities. A final consolidated report has been prepared.

SOME BACKGROUND ISSUES THAT INFLUENCE THE PROJECT ACTIVITIES

The initial project proposal was prepared in 2001 and was supposed to cover provinces in the north of Vietnam. The delay in project approval and its starting, required negotiations with different project stake-holders for updating the activities in the changed local scenario, at the same time making sure to maintain the original project objectives.

There was change in the geographical coverage of the project. There were some other changes resulting from changes in the exchange rates. These changes were presented to and approved by DGCS of Italian Foreign Ministry.

In spite of these initial challenges, the project has managed to be effective in reaching out to persons with disabilities in rural areas of Vietnam.

COVERAGE OF DISTRICTS AND COMMUNES IN 2008-09

Year 2008			
N°	Provinces	Districts	Covered Communes
1	Phu Tho	Thatnh Ba	20
		Dong Hung	10
2	Da Nang	Thatnh Khe	10
		Son Tra	7
3	Thua Thien Hue	Huong Tra	16
4	Nghe An	Nam Dan	15
		Thatnh Chuong	15
5	Binh Dinh	An Nhon	15
		Tay Son	15
6	Hai Phong	Thuy Nguyen	18
Total	6 Provinces	10 Districts	141 Communes

Year 2009			
N°	Province	Additional Districts	Additional Communes
1	Phu Tho	Ha Hoa	16
2	Da Nang	Cam Le	6
		Ngũ Hanh Son	4
3	Thua Thien Hue	Phong Dien	15
4	Nghe An	Hung Nguyen (+ retraining of 2008 communes)	15
5	Binh Dinh	Phu Mai	10
		Hoai Nhon	8
6	Hai Phong	An Duong	6
		Thuy Nguyen	16
Total	6 Provinces	8 Districts	96 Communes

Thus, in the beginning of 2010, at the time of Mid-Term Evaluation, the CBR project was covering a **total of 234 communes in 18 districts**, in 6 provinces in the north and central parts of Vietnam.

TRAINING ACTIVITIES

According to the first year annual report of the project, there were following training activities in the first year (2008-09) of this project:

- 10 training courses for district level CBR supervisors for training of 200 persons
- 47 training courses for training of CBR volunteers at community level, for training of 1,410 persons
- 3 introductory seminars of Inclusive Education for a total of 150 participants
- 2 courses on Inclusive Education for District Resource Persons for 50 participants
- 6 courses on Inclusive Education for primary school teachers at district level for 120 participants
- 90 training courses on Inclusive Education for primary school teachers at commune level for 2,700 persons
- 15 thematic courses for primary school teachers at commune level for 450 participants

OTHER TRAINING AND DEVELOPMENT ACTIVITIES

There were 110 micro-projects for socio-economic development of persons with disabilities and their families.

There were vocational training courses also including courses for civil and industrial cutting and sewing, carpentry, electric repair and mobile telephone repair. These vocational training activities together benefited 80 persons.

DISABLED PERSONS BENEFITING FROM CBR PROGRAMME ACTIVITIES

At the end of 2009, the following persons with disabilities belonging to different groups were benefiting from the CBR programme activities:

Table 2. Persons with different disabilities benefiting from CBR project

Vision	Hearing-speech	Physical	Convulsion	Mental illness	Learning	Multiple	Total
469	492	1225	272	63	299	117	2937

In addition, at the end of 2009, in the project areas, there were 11 **Self-Help Groups** (SHG) and 2 **Organisations of Persons with Disabilities** (DPOs).

DATA ANALYSIS



Data entry from the evaluation questionnaires - Lorenzo and Lien in AIFO Office, Hanoi

DATA ANALYSIS

This part of the report presents an analysis of information collected through questionnaires in **three sample provinces** (Da Nang, Thua Thien Hue and Phu Tho Provinces), between January to February 2010.

STUDY SAMPLE: For the mid-term evaluation, the following significant activities were identified after discussions with National partners –

- *Training courses for different groups of persons* (school teachers, CBR volunteers, CBR supervisors and vocational training courses);
- *Micro-projects* for promoting economic independence of persons with disabilities and their families.

For each of these groups of persons, a draft questionnaire was prepared by AIFO/Italy. It was then discussed with National partners in Vietnam, field tested, finalized and translated. The translated questionnaires were checked for accuracy. For each group of persons a minimum sample size was suggested.

However, in each province, CBR managers decided independently to include much larger samples for the information collection, as shown in **table 1**.

Table 1: Sample sizes among different groups of project beneficiaries for information collection

<i>Group of Persons</i>	<i>Number of beneficiaries in first year (20.01.08 – 19.05.09)</i>	<i>Number of additional beneficiaries in First semester of second year (20.5.09-31.12.09)</i>	<i>Sample Proposed for Questionnaire survey (% of total)</i>	<i>Number of Persons who actually completed the questionnaires (% of total)</i>
Training for CBR Supervisors	200	200	20 (5%)	55 (13.7%)
Training for CBR Volunteers	1,410	930	70 (3%)	498 (22.1%)
IE Training School teachers	3,470	322	70 (1.8%)	1,753 (46.2%)
Beneficiaries of Micro-action	110	135	20(8%)	141 (57.7%)
Vocational Training course	80	72	20 (13%)	103 (67.7%)

The increase in the samples of persons who answered the questionnaires, varied from 13.7% of all the CBR supervisors to 67.7% of all the beneficiaries of vocational training courses. The increased sample sizes, makes the data much more reliable, though it also increased the workload for data entry and data analysis.

A summary of information collected from the different questionnaires is presented in this part of the report. A more detailed report of data analysis is available separately.

1. PERSONS WHO BENEFITED FROM SMALL FUNDING FOR INCOME GENERATION (MICRO-ACTIONS)

Promoting economic independence



of persons with disabilities and their families is a key goal of CBR programme in Vietnam. Providing information and facilitating access to a disability certificate and/or disability pension or the pension for poor persons, is important function of CBR programme.

At the same time, doing productive work and earning regular income can be important for empowerment of persons with disabilities. Providing small amount of seeds funds and capacity building for starting their own income generation activities, is part of this goal.

Between 20 January 2008 to 31 December 2009, a total of 245 persons in six provinces received small grants from the CBR project for income generation activities.

This questionnaire was filled by 141 persons (57.7% of all beneficiaries of micro-actions) from 3 provinces who had benefited from “small grants for income generation” activities. The first table provides general information about the respondents.

GENERAL CHARACTERISTICS OF RESPONDENTS

Variables	Provinces		
	Da Nang	Thua Thien Hue	Phu Tho
Total respondents	25	31	85
Age range	22-70 yrs	20-76 yrs	26-66 yrs
Mean age	50 yrs	49.5 yrs	41.9 yrs
% Females	52%	42%	69%
% with disabilities	76%	81%	1%
% with <8 yrs of education	92%	84%	74%
% with >8 yrs of education	4%	13%	25%

The number of respondents in Phu Tho province is much higher. Probably this is because more persons in Phu Tho Province have benefited from the small grants of micro-action activities. In Phu Tho, the percentage of women and percentage of persons with higher education among beneficiaries is more compared to the other two provinces.

Another significant difference between the provinces is that in Da Nang and Thua Thien Hue Provinces, majority of beneficiaries of small grants are persons with disabilities, while in Phu Tho Province, the vast majority of beneficiaries of small grants are family members of persons with disabilities.

ADDITIONAL BENEFITS FROM THE “MICRO-ACTION” ACTIVITIES

Respondents were asked if they had other benefits from the participation in the “micro-action” activities (apart from the grant). To answer this question, they had a choice of different options, and could give multiple answers.

48% of respondents in Da Nang, 29% of respondents in Thua Thien Hue and 89% of the participants in Phu Tho Provinces agreed that the “micro-action” provided many benefits and not just funds for starting the income-generation activities. Thus, appreciation for additional benefits was highest in Phu Tho province.

The additional benefits, apart from the grant, expressed by beneficiaries of micro-action activities included the following –

- appreciation for training opportunities;
- information about different possibilities available to disabled persons;
- opportunity of meeting other disabled persons;
- gaining in self-confidence, etc.

OPINIONS ABOUT IMPACT OF CBR ACTIVITIES ESPECIALLY IN RELATION TO SMALL GRANTS

Opinions about impact of small grants and general impact of CBR activities were asked. Response to each variable was collected through a sliding scale going from 0 to 5, in which “0” was the “low score” and “5” was the maximum score. The results are expressed in mean scores.

<i>Variable</i>	<i>Mean scores in provinces</i>		
	<i>Da Nang</i>	<i>Thua Thien Hue</i>	<i>Phu Tho</i>
Consideration of persons with disabilities in the community	4.2	2.8	3.7
Satisfaction from outcome of income generation	4.5	3	4.2
Would like to participate in similar activities in future	4.5	4	4.7
If small grants improve self-sufficiency & independence	3.8	3.7	3.4

Compared to Da Nang and Phu Tho Provinces, in Thua Thien Hue Province, respondents feel that they have less consideration in the community. At the same time, in Thua Thien Hue, the satisfaction from the outcome of the income generation activities of “small grants” is less compared to other two provinces. This difference is statistically significant ($p < .001$).

Conclusions:

In Phu Tho Province, almost all the beneficiaries were family members of persons with disabilities, while in the other two provinces, the majority of beneficiaries were persons with disabilities. Overall the persons expressed positively about the impact of “micro-action” activities, that went beyond the funds. Among the three provinces, persons in Phu Tho and Da Nang expressed more satisfaction compared to respondents in Thua Thien Hue Province. The differences in the answers between Phu Tho Province and Da Nang Province, were not significant statistically.

It will be useful to have a discussion on this theme with provincial CBR managers, to decide the best way to promote these activities in such way that improves autonomy of persons with disabilities. It may be also be useful to bring together persons in-charge of “micro-action” activities in the different provinces to share experiences and ideas, to learn from each other and to identify strategies that improve the impact of the activities.

2. BENEFICIARIES OF VOCATIONAL TRAINING COURSES



Between 20 January 2008 and 31 December 2009, a total of 152 persons from 2 provinces benefited from Vocational Training courses. This questionnaire was answered by persons who had participated in a vocational training course in the two provinces – Phu Tho and Thua Thien Hue.

A total of 103 persons (67.7% of all the participants of vocational training courses) answered the questionnaires – 47 persons from Phu Tho Province and 56 persons from Thua Thien Hue Province.

GENERAL INFORMATION ABOUT THE RESPONDENTS

Variables	Provinces	
	Thua Thien Hue	Phu Tho
Total persons	56	47
Age range	14-40 years	12-37 years
Mean age	20.3 years	19.1 years
Females	73.3%	81%
Educational status	No formal education 27% <middle school 70%	No formal education 6% <middle school 83%
Disabilities in the respondents	98% disabled (2% no answer)	29% disabled 71% non-disabled

The ages of beneficiaries of vocational training courses varied from 12 to 40 years, and the mean age was around 20 years. Majority of persons benefiting from the vocational training courses were women. In terms of education, both the groups had majority of persons with middle school or less schooling.

However, the two provinces *differed significantly* in terms of beneficiaries – in Thua Thien Hue Province, almost all the beneficiaries were persons with disabilities while in Phu Tho Province, 71% of beneficiaries were non-disabled family members of persons with disabilities.

Among the persons with disabilities in the two provinces there were persons with movement disabilities, vision disability, hearing and speech disability, learning disabilities and multiple disabilities.

PARTICIPATION IN VOCATIONAL TRAINING COURSES

Variables	Provinces	
	Thua Thien Hue	Phu Tho
Year of Training	In 2008, 62.5% In 2009, 9% No answer, 28.5%	In 2008, 21% In 2009, 79%
Mean duration of training	166.6 days	168.9 days

Thus, in terms of vocational training course, in Thua Thien Hue Province, majority of persons were trained in 2008, while in Phu Tho, majority of persons were trained in 2009. Duration of the vocational training courses organised in the two provinces was similar. In

T. T. Hue Province, the number of persons who did not answer the question about the Year of training was 28.5%.

OPINIONS OF RESPONDENTS ABOUT IMPACT OF CBR PROGRAMME ACTIVITIES RELATED TO VOCATIONAL TRAINING COURSES

Opinions about each variable were collected through a sliding scale going from 0 to 5, in which “0” was the “low score” and “5” was the maximum score.

Variables	Provinces (mean scores)	
	Thua Thien Hue	Phu Tho
Consideration of Persons with disabilities in the communities	3.3	4.12
Quality of training in the vocational training course	2.9	4.17
Opportunities for jobs or own income generation activities	1.5	4.17

Consideration of persons with disabilities in the community: Respondents in Thua Thien Hue Province, that were mostly persons with disabilities, gave significantly lower points to the community understanding and consideration to persons with disabilities, compared to the family members, who formed the majority of respondents in Pho Tho Province.

Quality of Vocational Course Training: Respondents in Thua Thien Hue Province, that were mostly persons with disabilities, gave significantly lower points to the quality of training, compared to the family members, who formed the majority of respondents in Pho Tho Province.

Opportunities for job or own income generation activities after the Training: Respondents in Thua Thien Hue Province, that were mostly persons with disabilities, gave very significantly lower points to their opportunities for jobs or for starting their own income generation activities, compared to the family members, who formed the majority of respondents in Pho Tho province.

Data from Phu Tho Province was also analysed by disaggregating persons with disabilities and non-disabled family members.

Variables	Participants in Phu Tho Province	
	Participants with disabilities (N=33)	Non disabled participants (n=14)
Consideration of Persons with disabilities in the communities	4.9	4.7
Quality of training in the vocational training course	5	4.9
Opportunities for jobs or own income generation activities	5	4.9

Conclusions:

All the three variables about the opinions of beneficiaries of vocational training courses on the impact of CBR activities *show statistically significant differences* between the two provinces ($P < 0.01$). These differences apparently do not seem to be because of presence or absence of disability among the training participants. However, the questionnaires from the two provinces do not consider the composition of different kinds of disabilities and the

severity of disability among the participants. For example, the Vocational Training centre in T. T. Hue Province has longer experience and expertise and thus, it is possible that it accepted persons with more severe disabilities. In addition, it has been organising training courses for a long time, and thus, its market for absorbing trained disabled persons may be more saturated.

The identity kit of beneficiaries of vocational training courses organised by CBR programme provides an overall positive picture since it provided a capacity-building opportunity to young adults, especially to women, and to persons who had low education levels and who would normally be ignored in general capacity building courses.

Thus, it will be useful for the CBR managers of the two provinces to sit together to discuss and compare the way their vocational training courses were organised and how they can improve the quality and impact of these training courses in future.

3. ROLE OF CBR VOLUNTEERS AND THEIR OPINIONS ABOUT IMPACT OF CBR PROGRAMME ACTIVITIES



Between January 2008 to December 2009, a total of **2,340 CBR volunteers** from 6 provinces were trained. Among these, a total of 498 CBR volunteers (22.1%) from three sample provinces (Da Nang, Thua Thien Hue and Phu Tho Provinces) completed the questionnaires. Among the respondents, 71,7% were females and 32.3% were males.

The answers of the CBR volunteers are first analysed according to *gender*. Then the answers are also analysed separately for *each province*.

The CBR volunteers are persons selected by the community leaders in each community, and they *do not* receive any economic or in-kind compensation for their role as CBR volunteer.

ANALYSIS OF ANSWERS FROM CBR VOLUNTEERS ACCORDING TO GENDER

GENERAL CHARACTERISTICS OF CBR VOLUNTEERS

Variables	CBR volunteers	
	Male	Female
Number of respondents	161 (32.3%)	331 (71.7%)
Age range	19-78 yrs	18-75 yrs
Mean age	46.4 yrs	44.2 yrs
Joined CBR	89% in 2008	87.3% in 2008
Persons with disabilities among CBR volunteers	7%	1.8%
More than 8 yrs of school education	69.1%	64%
First CBR training	100%	100%
Second CBR training	40%	21%
Mean duration of last CBR training course	10.7 days	10.4 days

There do not seem to be any significant differences in terms of general characteristics, between the male and the female CBR volunteers.

WORK LOAD AS CBR VOLUNTEERS (CBRV)

Variables	Work load of CBR volunteers	
	Male	Female
Mean number of villages covered by each CBRV	4.3 villages	3.1 villages
Mean number of persons with disabilities for each CBRV	21.7 persons	19.8 persons
Mean n. of disabled persons with disability certificate/CBRV	12.2	12.2
Mean n. of disabled persons with disability pension or allowance/CBRV	7.7	8.4

Thus, in terms of their work load with persons with disabilities for the CBR activities, the two groups of male and female CBR volunteers do not show any significant differences.

OPINION ABOUT IMPACT OF CBR ACTIVITIES AND THEIR ROLE AS CBRV

The CBR volunteers were asked their opinions about impact of CBR programme. Each variable were collected through a sliding scale going from 0 to 5, in which “0” was the “low score” and “5” was the maximum score. The results are expressed in mean scores.

Variables	Mean scores for CBR volunteers	
	Male	Female
Consideration of persons with disabilities in the community	4.1	4.0
Satisfaction from own role as CBRV	4.2	4.3
Quality of CBR training course	4.5	4.5

These answers show that CBRV have positive opinions about community consideration of persons with disabilities, their own satisfaction from the role of CBRV and about the quality of CBR training course they attended. Overall analysis of answers from male and female CBR volunteers does not show any significant differences.

ANALYSIS OF ANSWERS FROM CBR VOLUNTEERS ACCORDING TO PROVINCES

GENERAL INFORMATION ABOUT CBRV ACCORDING TO PROVINCES

Variables	Provinces		
	Da Nang	Thua Thien Hue	Phu Tho
Total respondents	134	136	228
Age range	18-78 yrs	21-59 yrs	24-70 yrs
Mean age	49.4 yrs	43.5 yrs	43.3 yrs
Females	50.7%	72%	73%
Joined CBR	Before CBR Project 0% 2008 – 88% 2009 – 12%	Before CBR project 0% 2008 – 100% 2009 – 0%	Before CBR project 3% 2008 – 81% 2009 – 16%
Disabled persons among CBRV	12%	0.7%	0%
Formal education less than 8 yrs	26.4%	56%	23%
Formal education more than 8 yrs	73.6 yrs	38%	77%
Mean CBR training course duration	10 days	11.4 days	10.5 days

This analysis shows some differences among the CBR volunteers in the three provinces. Percentage of women CBR volunteers is much higher in Phu Tho and Thua Thien Hue Provinces. At the same time, the percentage of persons with disabilities among the CBR volunteers is very small in Thua Thien Hue and is none in Phu Tho. In terms of education levels, more volunteers in Da nang and Phu Tho Provinces have had higher education.

About year of joining CBR, 3 of CBR volunteers in Phu Tho responded that they were already collaborating with CBR programme before 2008 (before the start of the CBR programme). This is because, in Phu Tho Province, there was an existing community-rehabilitation programme in one district, that was involving a few community volunteers.

WORK LOAD AS CBR VOLUNTEERS

Variables	Provinces		
	Da Nang	Thua Thien Hue	Phu Tho
Mean number of village covered by 1 CBRV	5.1	1.9	3.5
Total n. of covered villages	679	236	797
Mean number of disabled person covered by 1 CBRV	15.8 persons	16.3 persons	26.8 persons
Total n. of covered disabled persons	2,118	1,923	6,083
Disabled persons with disability certificate	72%	43.9%	37.9%
Disabled persons with disability pension	50%	10.8%	28%

In terms of workload of CBR volunteers in terms of number of persons with disabilities does not show any significant differences between the three Provinces. In Thua Thien Hue Province, the number of disabled persons receiving disability pension or allowance is much less compared to the other two provinces and this difference is statistically significant ($p < .001$).

OPINIONS OF CBRV ABOUT IMPACT OF CBR ACTIVITIES

CBR volunteers were asked their opinions their role and about the impact of CBR activities in the communities. Information about each variable were collected through a sliding scale going from 0 to 5, in which “0” was the “low score” and “5” was the maximum score. The results are expressed in mean scores.

Variables	Mean scores of CBRV opinions		
	Da Nang	Thua Thien Hue	Phu Tho
Consideration of persons with disabilities in the community	3.9	3.6	4.3
Satisfaction from own role as CBRV	4.2	4.0	4.4
Quality of CBR training course	4.4	4.7	4.7

The opinions of the CBR volunteers in the three provinces show that generally speaking, consideration for persons with disabilities in the communities is good, they themselves are very satisfied about their roles as CBR volunteers and in their opinion, the quality of CBR volunteer training course is good. There were no significant differences between the three provinces.

Conclusions

There are some differences between different aspects of the work of CBR volunteers. *These differences can be discussed in a meeting with provincial CBR managers to identify strategies for strengthening the CBR programme activities in different provinces, especially in terms of involvement and training of CBR volunteers.*

4. ROLE OF CBR SUPERVISORS AND THEIR OPINIONS ABOUT IMPACT OF CBR PROGRAMME ACTIVITIES

From January 2008 to December 2009, the CBR project trained about **400 CBR supervisors** in the six provinces. A total of 55 CBR supervisors (13.7% of all the supervisors) from the three provinces (Da Nang, Phu Tho and Thua Thien Hue Provinces) completed the questionnaires.



Like the CBR volunteers, CBR supervisors (CBRS) are also volunteers – this means they *do not* receive any kind of payment or incentive from the CBR programme and must cover their own expenses for travel and participation in CBR programme related activities. The answers from the CBR supervisors from the three sample provinces were analysed separately:

supervisors from the three sample provinces were analysed separately:

GENERAL INFORMATION ABOUT CBRS ACCORDING TO PROVINCES

Variables	Provinces		
	Da Nang	Thua Thien Hue	Phu Tho
Total respondents	19	20	16
Mean age	55.8 yrs	40.7 yrs	41.4 yrs
Females	45%	40%	62%
Joined CBR in 2008	72%	95%	80%
Previous experience as CBR Volunteer	21%	26%	53%
Disabled persons among CBRS	6%	0%	6.3%
Education level above high school	78%	90%	100%
CBR Training course	100%	100%	100%
Mean CBR training course duration	12.9 days	18.1 days	14 days

The general information about the CBR Supervisors (CBRS) shows many differences among the persons in the three provinces. For example, in Phu Tho province, the majority are women and majority have previous experience of working as CBR volunteer, before becoming a supervisor. In Da Nang and Phu Tho, about 6% of all CBR supervisors who answered these questionnaires are persons with disabilities.

WORK LOAD AS CBR SUPERVISORS

Variables	Provinces		
	Da Nang	Thua Thien Hue	Phu Tho
Mean number of village covered by each CBRS	34.4	7.9	10.4
Range of Persons with disability in covered villages	7-1500	52-232	3-153
Mean number of disabled persons covered by 1 CBRS	354.4	122.1	53.2
Median number of disabled persons covered	103	131	47.5

by 1 CBRS			
Mean n. of CBRV supervised by each CBRS	7	8.5	11
Mean field visits per month	2.7	3.4	3.6
Mode of travel for field visits	42% bicycle, 58% motorcycle	76% bicycle, 24% motorcycle	27% Bicycle, 53% motorcycle

The work load of CBR supervisors, in terms of number of disabled persons, number of CBR volunteers, number of field visits, etc., does not show any statistically significant difference.

OPINIONS OF CBR SUPERVISORS ABOUT IMPACT OF CBR ACTIVITIES

The CBR supervisors (CBRS) were asked their opinions about their own roles as well as about the impact of CBR programme activities. Opinions about each variable were collected through a sliding scale going from 0 to 5, in which “0” was the “low score” and “5” was the maximum score. The results are expressed in mean scores for each category:

<i>Variables</i>	<i>Provinces</i>		
	<i>Da Nang</i>	<i>Thua Thien Hue</i>	<i>Phu Tho</i>
Consideration of persons with disabilities in the community	4.1	3.5	4.2
Satisfaction from own role as CBRS	4.3	4.2	4.4
Quality of CBRS training course	4.7	4.4	4.6
Community appreciation of CBR workers	4.3	3.6	4.3

The differences among the different provinces are not statistically significant.

Conclusions

On the whole, CBR supervisors from the three sample provinces give a positive judgement about community consideration of persons with disabilities, about their satisfaction from the role of supervisors, about the supervisors training course and about the community appreciation of CBR volunteers.

6. SCHOOL TEACHERS & THEIR OPINIONS ABOUT IMPACT OF CBR PROGRAMME ACTIVITIES ESPECIALLY ABOUT INCLUSIVE EDUCATION



From January 2008 to December 2009, a total of **3,792 school teachers** from six provinces received training on inclusive education. Out of these, 1,753 school teachers (46.2% of the total) from 3 provinces (Da Nang, Phu Tho and Thua Thien Hue Provinces) participated in this survey and completed the specific questionnaire related to their work asking their opinions about inclusive education and the impact of CBR.

The answers to the questionnaires have been analysed separately for each province.

GENERAL INFORMATION ABOUT SCHOOL TEACHERS ACCORDING TO PROVINCES

Variables	Provinces		
	Da Nang	Thua Thien Hue	Phu Tho
Total respondents	810	377	566
Age range	22-58 yrs	21-64 yrs	21-60 yrs
Mean age	40.1 yrs	33.8 yrs	38.4 yrs
Females	95.5%	89.9%	93.4%
Awareness about disability issues and IE	99.6%	95.2%	99.6%
Disability and IE awareness from CBR programme	90.2%	83.2%	90.4%
Disabled persons among school teachers	1.2%	0	0
University level education	100%	98.9%	99.4%
IE Training course	99.8%	94.3%	100%
Second training on IE	19.8%	10.3%	12.4%
Mean last IE training course duration	5.9 days	9 days	7.6 days

The school teachers answering these questionnaires from the three provinces are very similar in their general characteristics.

The difference between Da Nang and Thua Thien Hue Provinces regarding the duration of the inclusive education training course is statistically significant, but the implications of this difference are not clear.

WORK LOAD AS SCHOOL TEACHERS IMPLEMENTING INCLUSIVE EDUCATION

Variables	Provinces		
	Da Nang	Thua Thien Hue	Phu Tho
Range of children followed by each teacher	3-787	4-358	5-95
Median n. of children followed by each teacher	35	26	23
Mean n. of children followed by each teacher	37.2	31	24.2
Teachers with at least 1 disabled child in class	No answer 21%; among remaining 25%	No answer 13%; among remaining 26%	No answer 32%; among remaining 36%

There are some school teachers in this survey who have answered that they follow more than 100 children or even up to 787 children. Probably these teachers have other coordinating roles in the schools where they work (such as head teacher or principles) and are not responsible for single classes. Such answers increased the range of answers for the number of students in each class, and thus both mean and median numbers of students have been calculated.

In terms of work load of the school teachers, it seems that Phu Tho has significantly less work load in terms of median number of children per teacher, compared to Thua Thien Hue, and even more significant compared to Da Nang Provinces ($p < .001$).

About the presence of disabled children in the classes, there are high number of “non answers” in all the three provinces. This may mean that many school teachers are not aware of exact number of children with disabilities in their classes. However, among those school teachers who have answered this question, the differences in the number of teachers with at least 1 disabled child in the class, are not statistically significant ($p = 0.59$) between the three provinces.

OPINIONS OF SCHOOL TEACHERS ABOUT IE AND IMPACT OF CBR ACTIVITIES

The school teachers were asked their opinions about activities of CBR programme as well as inclusive education activities. Opinions about each variable were collected through a sliding scale going from 0 to 5, in which “0” was the “low score” and “5” was the maximum score. The results are expressed in mean scores.

<i>Variables</i>	<i>Provinces</i>		
	<i>Da Nang</i>	<i>Thua Thien Hue</i>	<i>Phu Tho</i>
Consideration of persons with disabilities in the community	3.25	3.58	4.45
Satisfaction from their own role as school teachers	3.47	3.82	4.53
Quality of IE training course	3.79	3.94	4.48
Applicability of IE in their classes	3.18	3.33	4.14

School teachers from Phu Tho Province give consistently higher score to community consideration about persons with disabilities, about their own job satisfaction, about quality of inclusive education training course and about the applicability of the concepts of inclusive education in their classes, compared to Thua Thien Hue Province, and even more so, compared to Da Nang province. These differences between Phu Tho and the other two provinces are statistically significant ($P > 0.005$).

Conclusions

- It is significant that between 80 to 90% of school teachers confirm that they received information about disability issues and about inclusive education from the CBR programme in the past two years, underlying the important role played by CBR project in creating awareness about disability issues.
- School teachers from Phu Tho province report a more positive impact of inclusive education activities, compared to Thua Thien Hue and Da nang provinces. These changes can be correlated to the higher work-loads of school teachers in Thua Thien Hue and Da Nang provinces. However there can be other issues linked with these observed differences. *It can be useful to discuss these findings with education*

authorities in the three provinces to understand other possible reasons and to identify possible strategies for improving the impact of inclusive education.

- CBR project has trained a large number of school teachers from different levels in the Provinces where it operates. During the field visits, teachers were asked if there is any national level guidelines or operational manual from Ministry of Education on the theme of inclusive education, but no school teacher was able to tell about this. It is also not clear, if teacher's training college have included "inclusive education" in their training curricula. *It will be useful if CBR project can discuss these issues with concerned persons in Ministry of Education.*

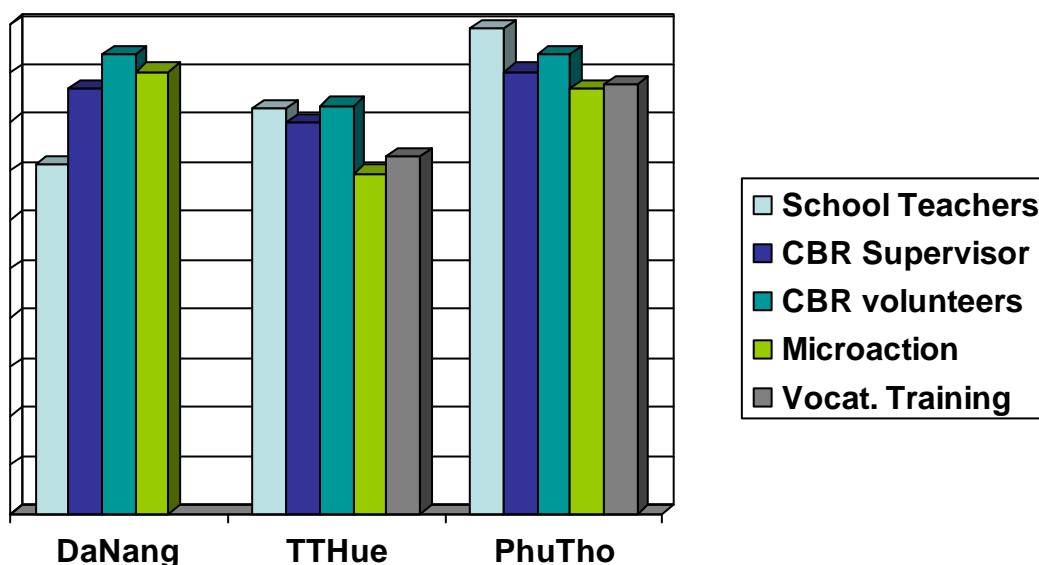
SOME SUMMARY CONCLUSIONS ABOUT IMPACT OF CBR IN DIFFERENT PROVINCES

1. Consideration of persons with disabilities in the communities

Different groups of persons involved in the CBR programme gave the following mean scores about the consideration of persons with disabilities in the communities:

<i>Groups of Persons linked to CBR involved in the survey during mid-term evaluation</i>	<i>Mean scores on consideration of Disabled persons in the communities</i>		
	<i>Da Nang</i>	<i>T. T. Hue</i>	<i>Phu Tho</i>
School teachers	3.25	3.58	4.45
CBR supervisors	4.1	3.5	4.2
CBR volunteers	3.9	3.6	4.3
Micro-action beneficiaries	4.2	2.8	3.7
Vocat. Training beneficiaries	-	3.3	4.12

This same data can also be presented in a graphic format:



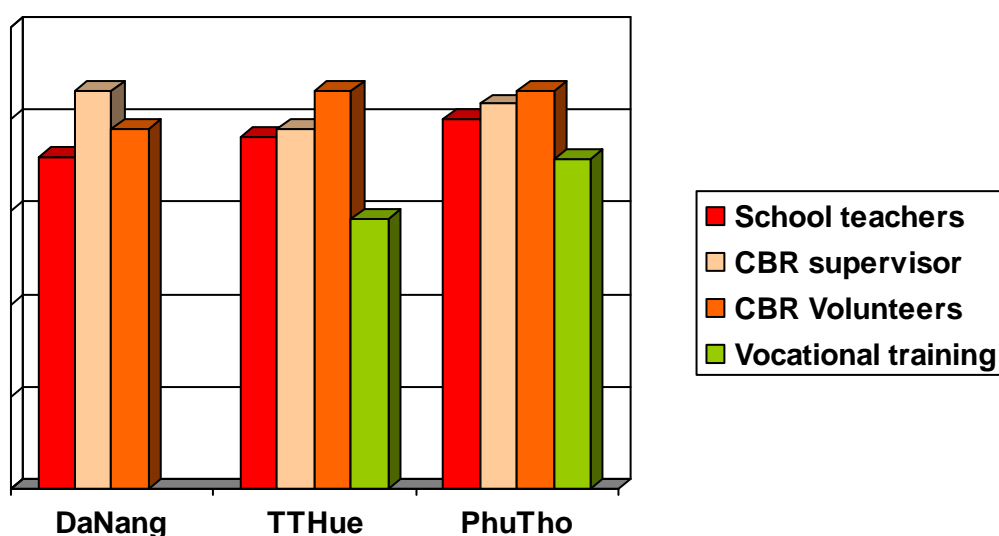
This analysis shows an overall consistency in results between different groups of persons who completed the questionnaires. Overall, general opinion of different groups of respondents in the three provinces is positive, and the scores in Phu Tho Province are the highest.

(2) Quality of training

Different groups of persons involved in the CBR programme gave the following mean scores about the training courses they were involved in:

<i>Groups of Persons linked to CBR involved in the survey during mid-term evaluation</i>	<i>Mean scores on quality of training course organised by CBR programme they attended</i>		
	<i>Da Nang</i>	<i>T. T. Hue</i>	<i>Phu Tho</i>
School teachers	3.79	3.94	4.48
CBR supervisors	4.7	4.4	4.6
CBR volunteers	4.4	4.7	4.7
Vocational Training beneficiaries	-	2.9	4.17

This same data can also be presented in a graphic format:



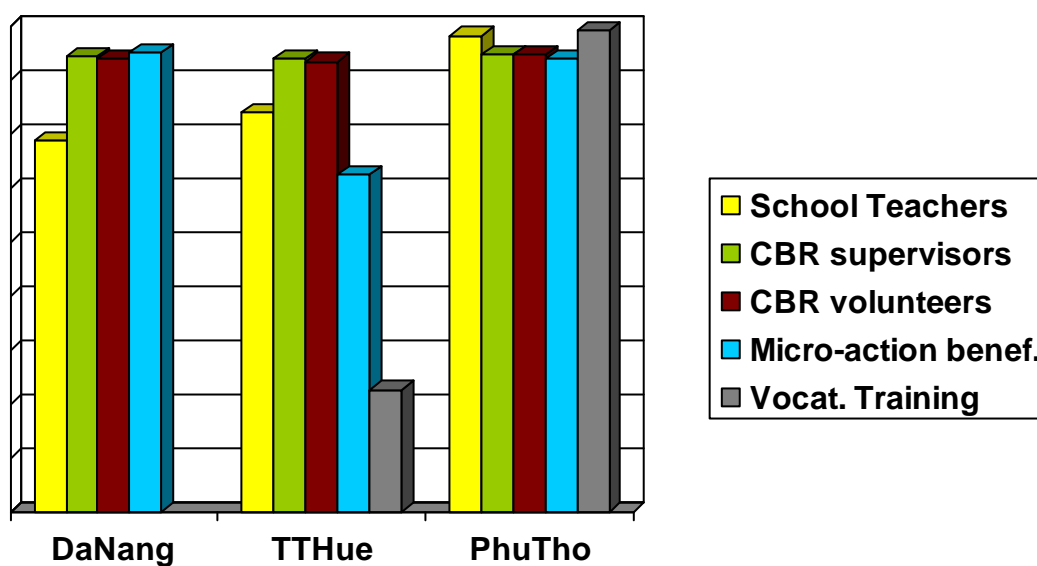
Generally speaking, the analysis shows that different groups have given positive scores to the quality of the training courses they had attended in all the three provinces, and the scores are highest in Phu Tho Province.

(3) Impact of the CBR activities in different provinces

This third group of summary scores, looks at very different kinds of activities and the opinions of beneficiaries towards the impact of these activities. Different groups of persons involved in the CBR programme gave the following mean scores about the CBR activities they were involved in:

<i>Groups of Persons linked to CBR involved in the survey during mid-term evaluation</i>	<i>Mean scores on CBR activities</i>		
	<i>Da Nang</i>	<i>T. T. Hue</i>	<i>Phu Tho</i>
School teachers on applicability of IE	3.18	3.33	4.14
CBR supervisors satisfaction with their own role	4.3	4.2	4.4
CBR volunteers satisfaction with their roles	4.2	4.0	4.4
Micro-action beneficiaries on outcome of income generation	4.5	3.0	4.2
Vocational Training beneficiaries on opportunities of jobs	-	1.5	4.17

This same data can also be presented in a graphic format:



As mentioned above, this analysis is looking at very different activities, related to impact of CBR activities on lives of persons. Generally speaking, all the different groups have expressed positive opinions, and the results are highest in Phu Thu Province.

The only exception is the opinion about “opportunities for getting a job or for starting own income generation activities” by the participants of vocational training course in Thua Thien Hue Province. As already explained in the report earlier, this is most likely due to different issues, related to local context and severity of disability among persons selected for vocational training. The vocational training centre in T.T.Hue was visited during the field visits and showed excellent quality of theoretical and practical training activities.

FINAL CONCLUSIONS

The data collection through questionnaires for specific groups covered **three sample Provinces** out of the total six Provinces covered by CBR project in Vietnam co-funded by Italian Directorate General for Development Cooperation (DGCS/MAE) and managed by AIFO/Italy in partnership with Government of Vietnam. The following general conclusions can be drawn from this exercise:

- CBR project activities are complex and multi-sectoral, involving different Government Ministries and Departments, as well as community institutions. The data collection on specific aspects through questionnaires can give only a partial picture of the reality and can be influenced by a number of factors. Thus, these findings should be seen as general indications that may help in reflections and discussions for a more complete understanding of the reality. These should not be seen as positive or negative judgements between different persons, organisations and activities.
- If we look globally at the opinions expressed in the three provinces regarding quality of activities and participation of different groups of persons, we find that 99% of mean scores given are between 3.0 to 4.5, signifying moderate to high level of appreciation. While there are some variations, overall the data collection exercise provides some useful information about the impact of the CBR project. For example, the vast majority of school teachers confirm that CBR project was instrumental in providing information and creating awareness about inclusive education and needs of children with disabilities.
- It will be important to bring together all the six provinces involved in this CBR project to discuss the answers received from different groups about the impact of activities and variations between the three provinces covered for the surveys, for gaining a better understanding of issues.

For example, some provinces are targeting the activities mainly at persons with disabilities and others are targeting them to the family members.

Another useful example for discussion can be regarding indicators for the work of CBR volunteers and CBR supervisors. Can the number of disabled persons having a disability certificate or the number of persons receiving disability pension be useful as indicators?

The data shows many differences between provinces that are statistically significant. Given the big sample sizes, it is relatively easy to get statistically significant differences, however this does not mean that there is a direct cause-effect relationship due to those differences. CBR project activities are not a tablet or an antibiotic that can be measured in terms of cause and effect. Rather, due to complex nature of influences in different spheres of life of persons with disabilities, such differences should be seen as areas for reflections and discussions involving all the different stakeholders for improving our understanding about activities and their impacts.

Acknowledgements

This evaluation and the field visit would not have been possible without the warm hospitality and openness and sincere discussions by a large number of persons, many of them went beyond their duty to share their ideas, experiences and personal life stories. During the visit, often I was moved by the desire of even simple persons to share whatever little they had. To all those families that I visited, to the persons I talked to, to the volunteers and supervisors, I would like to express my sincere gratitude.

Dr Minh Chau Cao's support and assistance was fundamental to the success of the field visits and meetings with different project partners in each Province. I will like to thank specifically Dr. Pha Nhu Nghia, Mr. Phan Thanh Hai and Ms. Ha Thi Huog from Da Nang Province; Mr. Sang, Mr. Dai and Mr. Pham Than from Thua Thien Hue Province, and Dr Nguyen Van Ton, Mr. Zhang and Mr. Huong from Phu Tho district for organising all the field visits.

I will also like to thank all the staff in the AIFO office of Hanoi for accompanying me, for the data entry and for making sure that my stay in Vietnam was well organised and comfortable. A special thanks to Ms. Lien for her support.

Finally my heartfelt gratitude to Lorenzo and Huong Pierdomenico, for being gracious hosts, friends and companions for all my time in Vietnam, always ready to answer questions, explain and discuss with infinite patience and openness.

Annex

Detailed files of data from different questionnaires

Annex: Detailed Data Analysis Report Vietnam CBR Project – Mid-term Evaluation

Vocational Training Course Participants

A total of 103 persons from two provinces, Thua Thien Hue and Phu Tho, who had attended the vocational training courses for persons with disabilities answered the questionnaire. The questionnaires provided significantly different answers between the two provinces, as can be seen from the following analysis:

Thua Thien Hue Province

Total 56 persons from Thua Thien Hue province completed the questionnaire.

Age: The mean age of the respondents was 20.29 years, the median age is 18.5 years (range 14 to 40 years).

Sex: Out of the 56 persons, 15 were male (26.7%) and remaining 41 persons (73.3%) were female.

Knowledge of CBR Programme: All 56 persons answered that they knew CBR programme for 1 year or less.

Disabilities: Among the respondents, 19 persons (33%) had a movement disability, 1 person had a vision disability, 10 persons had hearing and speech disability (18%), 23 persons had intellectual disability (41%), 2 persons had multiple disabilities and 1 person did not answer this question.

Educational status: 15 persons (27%) had no formal education, 15 persons (27%) had primary school or less of education, 24 persons (43%) had middle school or less of education, 1 person had high school education and 1 person did not answer this question.

Year of attending vocational training course: Out of 56 persons who attended vocational training, 35 persons (62.5%) had the training in 2008, 5 persons (9%) had it in 2009 and 16 persons (28.5%) did not answer this question.

Duration of the training course: Average duration of training was 166.6 days (range 150 to 180 days)

Opinions of the respondents: The respondents were asked to use a scale of 0 to 5 to express their feelings about certain issues, where “0” meant lowest score and “5” meant the highest score.

- (a) *Opinion of the respondents about consideration in the community for persons with disabilities:* The mean score was 4.12 and the median score was 5, signifying that in respondents’ opinion, the community consideration about persons with disabilities was very good.
- (b) *Satisfaction of the respondents about the quality of training given in the vocational training course:* The mean score was 4.17 and the median score was 5, signifying high level of satisfaction about the quality of the vocational training course.

- (c) *Opportunities available for finding a job or starting an income generation activity after the vocational training course:* The mean score was 4.17 and median score was 5, signifying that respondents felt that they had good opportunities for finding a job or to start their own income generation activities after the vocational training.

Phu Tho Province

Total 47 persons from Phu Tho province completed the questionnaire.

Age: The mean age of the respondents was 19.06 years, the median age is 17 years (range 12 to 37 years).

Sex: Out of the 47 persons, 9 were male (19%) and remaining 38 persons (81%) were female.

Awareness of CBR Programme: Among the 47 persons, 27 persons answered that they knew CBR programme for 2 years, while 20 persons said that they knew about the CBR programme for last 1 year or less.

Disabilities: Among the respondents, 33 persons (71%) had no disability (were family members of persons with disabilities), 3 persons (6%) had a movement disability, 3 persons had a vision disability, 6 persons (13%) had hearing and speech disability, 2 persons (4%) had multiple disabilities.

Educational status: 3 persons (6%) had no formal education, 2 persons (4%) had primary school or less of education, 37 persons (79%) had middle school or less of education and 5 persons (11%) had high school education.

Year of attending vocational training course: Out of 47 persons who attended vocational training, 10 persons (21%) had the training in 2008 and 37 persons (79%) had it in 2009.

Duration of the training course: Average duration of training was 168.9 days (range 120 to 180 days)

Opinions of the respondents: The respondents were asked to use a scale of 0 to 5 to express their feelings about certain issues, where “0” meant lowest score and “5” meant the highest score.

- (a) *Opinion of the respondents about consideration in the community for persons with disabilities:* The mean score was 3.3 and the median score was 3, signifying that in respondents’ opinion, the community consideration about persons with disabilities was moderate.
- (b) *Satisfaction of the respondents about the quality of training given in the vocational training course:* The mean score was 2.9 and the median score was 3, signifying moderate level of satisfaction about the quality of the vocational training course.
- (c) *Opportunities available for finding a job or starting an income generation activity after the vocational training course:* The mean score was 1.5 and

median score was 1, signifying that respondents felt that they had little opportunities for finding a job or to start their own income generation activities after the vocational training.

CBR Supervisors

The aim of the questionnaire was to collect general information about the CBR supervisors and to understand their opinion about the impact of CBR activities. A total of 55 persons from three provinces (Da Nang, Thua Thien Hue and Phu Tho) answered these questionnaires. The summary of results from the three provinces is presented here.

Da Nang Province

A total of 19 persons answered the questionnaires.

Age: Mean age was 55.8 years; age range was 26 to 80 years and median age was 55 years.

Sex: 11 respondents (55%) were male and 8 (45%) were female.

Experience as Supervisors: 2 persons did not answer this question. Among the 17 that answered, 13 persons (72%) were working since 2008, remaining 4 persons (28%) since 2009.

Previous experience as CBR workers: 1 person did not answer this question. Among the remaining 18, only 4 persons (21%) had worked as CBR worker before becoming supervisor.

Persons with disabilities among supervisors: 2 persons did not answer this question. Among remaining 17, 16 did not have any disability while 1 person (6%) had a movement disability.

Educational level of supervisors: 4 persons (21%) had done middle school, 9 persons (47%) had studied up to high school and remaining 6 persons (31%) had pre-university or university level education.

Supervisors Training course: All the 19 persons had attended a CBR training course; 2 persons attended a course in 2008, remaining 17 persons in 2009. Mean duration of training was 12.9 days, range was 12-21 days and median duration of training was 12 days.

Number of villages covered as supervisor: 3 persons did not answer this question. Among the remaining 16, mean number of covered villages was 34.4, range was 1-76 villages and median number of covered villages was 42.5.

Number of persons with disabilities in the covered villages: 1 person did not answer this question. Among the remaining 18 persons, mean number of persons with disabilities in the villages was 354.4, range was 7 to 1500 persons and median number of persons with disabilities in covered villages was 103.

Number of CBR workers supervised: Mean number of CBR workers in covered villages was 10.2, range was from 3 to 35, and median number of CBR workers in covered villages was 7.

Average number of field visits per month: Mean value of field visits per month was 2.7, range was 1-4 and median value was 4 visits.

Mode of travel for the field visits: 8 persons (42%) used bicycle and remaining 11 persons (58%) used motorcycle for the field visits. Since the CBR supervisors do not get any travel allowance, expenses for field travel, apart from the time spent for the visits, can be considered as supervisors contribution to the communities for the CBR programme.

Opinions of the respondents: The respondents were asked to use a scale of 0 to 5 to express their feelings about certain issues, where “0” meant lowest score and “5” meant the highest score.

- (a) *Opinion of the respondents about consideration in the community for persons with disabilities:* 1 person did not answer this question. Among the remaining, the mean score was 4.1 and the median score was 4, signifying that in respondents’ opinion, the community consideration about persons with disabilities was good.
- (b) *Feeling of work satisfaction in the role as CBR supervisors:* 1 person did not answer this question. Among the remaining, the mean score was 4.3 and the median score was 4, signifying that in respondents’ opinion, their feeling of work satisfaction as CBR supervisors was good.
- (c) *Quality of training course for CBR supervisors:* 1 person did not answer this question. Among the remaining, the mean score was 4.7 and the median score was 5, signifying that in respondents’ opinion, the quality of training course was very good.
- (d) *Opinion of respondents about community’s appreciation of their work as CBR supervisors:* 1 person did not answer this question. Among the remaining, the mean score was 4.3 and the median score was 4, signifying that in respondents’ opinion, the community appreciation of their work as CBR supervisors was good.

Thua Thien Hue

A total of 20 persons answered the questionnaires.

Age: Mean age was 40.7 years; age range was 23 to 59 years and median age was 41.5 years.

Sex: 12 respondents (60%) were male and 8 (40%) were female.

Experience as Supervisors: 1 person did not answer this question. Among the 19 that answered, 18 persons (95%) were working since 2008, remaining 1 person (5%) since 2009.

Previous experience as CBR workers: 1 person did not answer this question. Among the remaining 19, only 5 persons (26%) had worked as CBR worker before becoming supervisor.

Persons with disabilities among supervisors: Among 20, none of them had any disability.

Educational level of supervisors: 1 person (5%) had primary school education, 1 person (5%) had done middle school, 12 persons (60%) had studied up to high school and remaining 6 persons (30%) had pre-university or university level education.

Supervisors Training course: All the 20 persons had attended a CBR training course; 3 persons did not answer the question about year of training, remaining 17 attended a course in 2008. Mean duration of training was 18.1 days, range was 12-21 days and median duration of training was 21 days.

Number of villages covered as supervisor: 3 persons did not answer this question. Among the remaining 17, mean number of covered villages was 7.9, range was 4-12 villages and median number of covered villages was 9.

Number of persons with disabilities in the covered villages: 4 persons did not answer this question. Among the remaining 16 persons, mean number of persons with disabilities in the villages was 122.1, range was 52 to 232 persons and median number of persons with disabilities in covered villages was 141.

Number of CBR workers supervised: 3 persons did not answer this question. Among the remaining 17 persons, mean number of CBR workers in covered villages was 8.5, range was from 6 to 12, and median number of CBR workers in covered villages was 9.

Average number of field visits per month: 3 persons did not answer this question. Among the remaining 17 persons, mean value of field visits per month was 3.4, range was 1-5 and median value was 4 visits per month.

Mode of travel for the field visits: 3 persons did not answer this question. Among the remaining 17 persons, 13 persons (76%) used bicycle and remaining 4 persons (24%) used motorcycle for the field visits. Since the CBR supervisors do not get any travel allowance, expenses for field travel, apart from the time spent for the visits, can be considered as supervisors contribution to the communities for the CBR programme.

Opinions of the respondents: The respondents were asked to use a scale of 0 to 5 to express their feelings about certain issues, where “0” meant lowest score and “5” meant the highest score.

(e) *Opinion of the respondents about consideration in the community for persons with disabilities:* 3 persons did not answer this question. Among the remaining, the mean score was 3.5 and the median score was 4, signifying that in respondents’ opinion, the community consideration about persons with disabilities was good.

(f) *Feeling of work satisfaction in the role as CBR supervisors:* 3 persons did not answer this question. Among the remaining, the mean score was 4.2 and the median score was 5, signifying that in respondents’ opinion, their feeling of work satisfaction as CBR supervisors was very good.

(g) *Quality of training course for CBR supervisors:* 3 person did not answer this question. Among the remaining, the mean score was 4.4 and the median score was 5, signifying that in respondents’ opinion, the quality of training course was very good.

(h) *Community appreciation for their role as CBR supervisors:* 3 person did not answer this question. Among the remaining, the mean score was 3.6 and the median score was 4, signifying that in respondents' opinion, the quality of training course was good.

Phu Tho

A total of 16 persons answered the questionnaires.

Age: Mean age was 41.4 years; age range was 25 to 55 years and median age was 40 years.

Sex: 6 respondents (38%) were male and 10 (62%) were female.

Experience as Supervisors: 1 person did not answer this question. Among the 15 that answered, 12 persons (80%) were working since 2008, remaining 3 persons (20%) since 2009.

Previous experience as CBR workers: 1 person did not answer this question. Among the remaining 15, 8 persons (53%) had worked as CBR worker before becoming supervisor.

Persons with disabilities among supervisors: Among 16, one person had a hearing and speech disability.

Educational level of supervisors: 1 person did not answer this question. Among the remaining 15 persons, 2 persons (14%) had studied up to high school and remaining 13 persons (86%) had pre-university or university level education.

Supervisors Training course: 13 persons had attended a CBR training course, one person answer "other training", and 2 persons did not answer this question; 3 persons did not answer the question about year of training, remaining 13 attended a course in 2008. About the duration of training course, 2 persons did not answer the question, among the remaining 14 persons, mean duration of training was 14 days, range was 2-21 days and median duration of training was 12.5 days.

Number of villages covered as supervisor: 2 persons did not answer this question. Among the remaining 14, mean number of covered villages was 10.4, range was 5-18 villages and median number of covered villages was 10.5.

Number of persons with disabilities in the covered villages: 2 persons did not answer this question. Among the remaining 14 persons, mean number of persons with disabilities in the villages was 53.2, range was 3 to 153 persons and median number of persons with disabilities in covered villages was 47.5 persons.

Number of CBR workers supervised: 2 persons did not answer this question. Among the remaining 14 persons, mean number of CBR workers in covered villages was 11, range was from 2 to 35, and median number of CBR workers in covered villages was 8.5 workers.

Average number of field visits per month: 2 persons did not answer this question. Among the remaining 14 persons, mean value of field visits per month was 3.6, range was 3-6 and median value was 3 visits per month.

Mode of travel for the field visits: 1 person did not answer this question. Among the remaining 15 persons, 2 walked, 4 persons (27%) used bicycle, 8 persons (53%) used motorcycle for the field visits, and 1 person used “other transport”. Since the CBR supervisors do not get any travel allowance, expenses for field travel, apart from the time spent for the visits, can be considered as supervisors contribution to the communities for the CBR programme.

Opinions of the respondents: The respondents were asked to use a scale of 0 to 5 to express their feelings about certain issues, where “0” meant lowest score and “5” meant the highest score.

- (i) *Opinion of the respondents about consideration in the community for persons with disabilities:* 1 person did not answer this question. Among the remaining, the mean score was 4.2 and the median score was 4, signifying that in respondents’ opinion, the community consideration about persons with disabilities was good.
- (j) *Feeling of work satisfaction in the role as CBR supervisors:* 2 persons did not answer this question. Among the remaining, the mean score was 4.4 and the median score was 5, signifying that in respondents’ opinion, their feeling of work satisfaction as CBR supervisors was very good.
- (k) *Quality of training course for CBR supervisors:* 1 person did not answer this question. Among the remaining, the mean score was 4.6 and the median score was 5, signifying that in respondents’ opinion, the quality of training course was very good.
- (l) *Community appreciation for their role as CBR supervisors:* 2 persons did not answer this question. Among the remaining, the mean score was 4.3 and the median score was 4.5, signifying that in respondents’ opinion, the quality of training course was very good.

Beneficiaries of Micro-Projects

A total of 141 persons, beneficiaries of micro-projects, from three provinces (Da Nang, Thua Thien Hue and Phu Tho) answered the questionnaire. The questionnaire asked some general questions about the persons and some specific questions regarding the benefits they have received from the CBR programme and their opinion about the programme.

The answers are analysed globally for the whole sample as well as for, separately for each province.

Da Nang Province

25 Persons from Da Nang province answered the questionnaire for beneficiaries of micro-projects.

Age: The mean age of respondents was 49.9 years, age range was 22 to 70 years and median age was 50 years.

Sex: 12 respondents (48%) were male and 13 (52%) were female.

Awareness about CBR programme: All respondents knew the CBR programme – 6 persons for 1 year, 17 persons for 2 years and 2 persons for 3 years.

Disabilities: 6 respondents (24%) did not have any disability (were family members of persons with disabilities), 17 persons (68%) had movement disabilities, 1 person (4%) had a vision disability and 1 person (4%) had multiple disabilities.

Level of education: 1 person (4%) did not answer this question, 8 persons (32%) had primary school level education, 15 persons (60%) had middle school level education and 1 person (4%) had high school education.

Benefits from Micro-Project initiative: All persons had received funds from this initiative for starting their own income-generation activities. In addition 12 persons (48%) appreciated the training they received, 11 persons (44%) appreciated the information they received, 5 persons (20%) appreciated the opportunity of meeting other persons, 2 persons (8%) felt that they gained in self-confidence and 3 persons (12%) said that they received other benefits.

Opinions of the respondents: The respondents were asked to use a scale of 0 to 5 to express their feelings about certain issues, where “0” meant lowest score and “5” meant the highest score.

- (a) *Opinion of the respondents about consideration in the community for persons with disabilities:* The mean score was 4.2 and the median score was 5, signifying that in respondents’ opinion, the community consideration about persons with disabilities was very good.
- (b) *Feeling of satisfaction with their micro-project:* The mean score was 4.5 and the median score was 5, signifying that in respondents’ opinion, their satisfaction with their micro-projects was very good.
- (c) *Willingness for future participation in micro-projects initiative:* The mean score was 4.5 and the median score was 5, signifying that in respondents’ opinion, their willingness for future participation in micro-project initiative was very high.
- (d) *Opinion that micro-projects improve self-sufficiency of persons with disabilities:* The mean score was 3.8 and the median score was also 4, signifying that in respondents had good opinion about micro-projects help in improving self-sufficiency of persons with disabilities.

Thua Thien Hue Province

31 Persons from Thua Thien Hue province answered the questionnaire for beneficiaries of micro-projects.

Age: The mean age of respondents was 49.5 years, age range was 20 to 76 years and median age was 52 years.

Sex: 18 respondents (58%) were male and 13 (42%) were female.

Awareness about CBR programme: All respondents knew the CBR programme – 24 persons for 1 year and 7 persons for 2 years.

Disabilities: 6 respondents (19%) did not have any disability (were family members of persons with disabilities), 20 persons (65%) had movement disabilities and 5 persons (16%) had a vision disability.

Level of education: 1 person (3%) had no formal education, 7 persons (23%) had primary school level education, 19 persons (61%) had middle school level education, 3 persons (10%) had high school education and 1 person (3%) had university level education.

Benefits from Micro-Project initiative: All persons had received funds from this initiative for starting their own income-generation activities. In addition 9 persons (29%) appreciated the training they received, 8 persons (26%) appreciated the information they received, 7 persons (23%) appreciated the opportunity of meeting other persons, 4 persons (13%) felt that they gained in self-confidence and 1 person (3%) received other benefits.

Opinions of the respondents: The respondents were asked to use a scale of 0 to 5 to express their feelings about certain issues, where “0” meant lowest score and “5” meant the highest score.

- (a) *Opinion of the respondents about consideration in the community for persons with disabilities:* 1 person did not answer this question. Among the remaining, the mean score was 2.8 and the median score was 3, signifying that in respondents’ opinion, the community consideration about persons with disabilities was very moderate.
- (b) *Feeling of satisfaction with their micro-project:* One person did not answer this question. Among the remaining, the mean score was 3 and the median score was 3, signifying that in respondents’ opinion, their satisfaction with their micro-projects was moderate.
- (c) *Willingness for future participation in micro-projects initiative:* One person did not answer this question. Among the remaining, the mean score was 4.1 and the median score was 4, signifying that in respondents’ opinion, their willingness for future participation in micro-project initiative was good.
- (d) *Opinion that micro-projects improve self-sufficiency of persons with disabilities:* One person did not answer this question. Among the remaining, the mean score was 3.7 and the median score was 3, signifying that in respondents had moderate opinion about micro-projects help in improving self-sufficiency of persons with disabilities.

Phu Tho Province

85 Persons from Phu Tho province answered the questionnaire for beneficiaries of micro-projects.

Age: The mean age of respondents was 41.9 years, age range was 26 to 66 years and median age was 41 years.

Sex: 26 respondents (31%) were male and 59 (69%) were female.

Awareness about CBR programme: 3 persons did not answer this question, 1 person did not know about the CBR programme, remaining 81 respondents knew the CBR programme – 20 persons for 1 year, 58 persons for 2 years, 1 person for 5 years, 1 person for 8 years and 1 person for 10 years.

Disabilities: 84 respondents (99%) did not have any disability (were family members of persons with disabilities) and 1 person (1%) had movement disability.

Level of education: 1 person (1%) did not answer this question, 4 persons (5%) had primary school level education, 59 persons (69%) had middle school level education, 20 persons (24%) had high school education and 1 person (1%) had university level education.

Benefits from Micro-Project initiative: All persons had received funds from this initiative for starting their own income-generation activities. In addition 76 persons (89%) appreciated the training they received, 57 persons (67%) appreciated the information they received, 42 persons (49%) appreciated the opportunity of meeting other persons, 51 persons (60%) felt that they gained in self-confidence and 14 persons (16%) received other benefits.

Opinions of the respondents: The respondents were asked to use a scale of 0 to 5 to express their feelings about certain issues, where “0” meant lowest score and “5” meant the highest score.

- (a) *Opinion of the respondents about consideration in the community for persons with disabilities:* 2 persons did not answer this question. Among the remaining, the mean score was 3.7 and the median score was 4, signifying that in respondents’ opinion, the community consideration about persons with disabilities was good.
- (b) *Feeling of satisfaction with their micro-project:* 3 persons did not answer this question. Among the remaining, the mean score was 4.2 and the median score was 4.5, signifying that in respondents’ opinion, their satisfaction with their micro-projects was very good.
- (c) *Willingness for future participation in micro-projects initiative:* 3 persons did not answer this question. Among the remaining, the mean score was 4.7 and the median score was 5, signifying that in respondents’ opinion, their willingness for future participation in micro-project initiative was very good.
- (d) *Opinion that micro-projects improve self-sufficiency of persons with disabilities:* 2 persons did not answer this question. Among the remaining, the mean score was 3.4 and the median score was 4, signifying that in respondents had good opinion about micro-projects help in improving self-sufficiency of persons with disabilities.

CBR VOLUNTEERS

A total of 498 CBR volunteers from three provinces (Da Nang, Phu Tho and Thua Thien Hue) completed this questionnaire. Among these, 161 persons (32.3%) were male and 331

persons (71.7%) were females. 5 persons did not specify their gender. The data for males and females is analysed separately.

Male CBR volunteers

A total of 161 male CBR volunteers completed the questionnaire.

Age: 3 persons did not answer this question. Among the remaining the age range was from 19 to 78 years, median age was 47 years and mean age was 46.4 years.

Year of joining CBR programme: 1 person did not answer this question. Among the remaining persons, 141 persons (89%) joined as CBR volunteer in 2008 and 19 persons (11%) in 2009.

Disabilities among male CBR volunteers: 2 persons did not answer this question. Among the remaining, 10 persons (7%) had some disability – 1 person with multiple disabilities, 5 persons with hearing and speech disability, 2 persons with vision disabilities and 2 persons with physical disabilities. 149 persons (93%) had no disability.

Education: 2 persons did not answer this question. Among the remaining, 1 person had no formal education, 2 persons had primary school education, 46 persons (28.9%) had middle school level education, 74 persons (46.5%) had high school level education and 36 persons (22.6%) had university level education.

CBR Training course: 1 person did not answer this question, all the remaining persons had attended at least one training course on CBR – 150 persons in 2008 and 10 persons in 2009. Among those who had attended the training course in 2008, 64 persons attended a second training course in 2009.

About the duration of the last training course on CBR, 4 persons did not answer the question. Among the remaining 157 persons, the range of duration of training course was from 6 to 21 days, median duration was of 10 days and mean duration was of 10.7 days.

Number of villages covered by CBR volunteers: 7 persons did not answer this question. Among the remaining 154 persons, the range of villages covered by each CBR volunteer varied from 1 to 40 villages, median number of villages covered by each CBR is 2 and the mean number of villages covered by each CBR worker is 4.3.

The 154 CBR workers together cover 675 villages in the three provinces.

Number of persons with disabilities covered by CBR volunteers: 4 persons did not answer this question. Among the remaining 157 CBR volunteers, the range of persons with disabilities by each CBR volunteer varies from 0 to 378 persons, median number of disabled persons covered by each CBR volunteer is 9 and mean number is 21.7.

The 157 CBR volunteers together cover 3,402 persons with disabilities in the three provinces.

Number of disabled persons with disability certificates: 33 persons did not answer this question. Among the remaining 128 CBR volunteers, the range of disabled persons who have received a disability certificate varies from 0 to 106 persons, median number of

disabled persons with a disability certificate covered by each CBR volunteer is 5 and mean number is 12.2.

All together, the 128 CBR volunteers reported that 1,565 persons with disability (46% of all disabled persons covered by them) have a disability certificate. Since 33 persons did not answer this question, so actual number of disabled persons with a disability certificate will be higher.

Number of disabled persons with a disability pension or allowance: 38 persons did not answer this question. Among the remaining 123 CBR volunteers, the range of disabled persons who receive a disability pension or allowance under each CBR volunteer varies from 0 to 98, the median number of disabled persons under each CBR volunteer receiving a pension/allowance is 2 and the mean number is 7.7.

All together, the 123 CBR volunteers reported that 943 persons with disability (27.7% of all disabled persons covered by them) receive a disability pension or allowance. Since 33 persons did not answer this question, so actual number of disabled persons with a pension will be higher.

Opinions of the respondents: The CBR volunteers were asked to use a scale of 0 to 5 to express their feelings about certain issues, where “0” meant lowest score and “5” meant the highest score.

- (a) *Opinion of the respondents about consideration in the community for persons with disabilities:* 1 person did not answer this question. Among the remaining, the mean score was 4.1 and the median score was 4, signifying that in respondents’ opinion, the community consideration about persons with disabilities was good.
- (b) *Feeling of satisfaction with their role as CBR volunteer:* The mean score was 4.2 and the median score was 4, signifying that in respondents’ opinion, their satisfaction with their role as CBR volunteers was good.
- (c) *Feeling of satisfaction with the CBR training course:* 1 person did not answer this question. The mean score was 4.5 and the median score was 5, signifying that in respondents’ opinion, their satisfaction with the CBR training course was very good.

Female CBR volunteers

A total of 331 women CBR volunteers completed the questionnaire.

Age: 4 persons did not answer this question. Among the remaining the age range was from 18 to 75 years, median age was 45 years and mean age was 44.2 years.

Year of joining CBR programme: 7 persons did not answer this question. Among the remaining persons, 289 persons (87.3%) joined as CBR volunteer in 2008 and 35 persons (12.7%) in 2009.

Disabilities among male CBR volunteers: 20 persons did not answer this question. Among the remaining, 6 persons (1.8%) had some disability – 1 person with multiple disabilities, 3

persons with vision disabilities and 2 persons with physical disabilities. 305 persons (98.2%) declared that they had no disability.

Education: 2 persons did not answer this question. Among the remaining, 7 persons (2%) had primary school education, 112 persons (34%) had middle school level education, 164 persons (50%) had high school level education and 46 persons (14%) had university level education.

CBR Training course: 1 person did not answer this question, all the remaining persons had attended at least one training course on CBR – 305 persons in 2008 and 25 persons in 2009. Among those who had attended the training course in 2008, 69 persons attended a second training course in 2009.

About the duration of the last training course on CBR, 10 persons did not answer the question. Among the remaining 321 persons, the range of duration of training course was from 1 to 21 days, median duration was of 10 days and mean duration was of 10.4 days.

Number of villages covered by CBR volunteers: 13 persons did not answer this question. Among the remaining 318 persons, the range of villages covered by each CBR volunteer varied from 1 to 36 villages, median number of villages covered by each CBR is 1 and the mean number of villages covered by each CBR worker is 3.1.

The 318 CBR workers together cover 1,000 villages in the three provinces.

Number of persons with disabilities covered by CBR volunteers: 14 persons did not answer this question. Among the remaining 317 CBR volunteers, the range of persons with disabilities by each CBR volunteer varies from 0 to 378 persons, median number of disabled persons covered by each CBR volunteer is 10 and mean number is 19.8.

The 317 CBR volunteers together cover 6,286 persons with disabilities in the three provinces.

Number of disabled persons with disability certificates: 89 persons did not answer this question. Among the remaining 242 female CBR volunteers, the range of disabled persons who have received a disability certificate varies from 0 to 100 persons, median number of disabled persons with a disability certificate covered by each CBR volunteer is 5 and mean number is 12.2.

All together, the 242 CBR volunteers reported that 2,959 persons with disability (47% of all disabled persons covered by them) have a disability certificate. Since 89 persons did not answer this question, so actual number of disabled persons with a disability certificate will be higher.

Number of disabled persons with a disability pension or allowance: 89 persons did not answer this question. Among the remaining 242 female CBR volunteers, the range of disabled persons who receive a disability pension or allowance under each CBR volunteer varies from 0 to 98, the median number of disabled persons under each CBR volunteer receiving a pension/allowance is 3 and the mean number is 8.4.

All together, the 242 CBR volunteers reported that 2,041 persons with disability (32.5% of all disabled persons covered by them) receive a disability pension or allowance. Since 89

persons did not answer this question, so actual number of disabled persons with a pension will be higher.

Opinions of the respondents: The CBR volunteers were asked to use a scale of 0 to 5 to express their feelings about certain issues, where “0” meant lowest score and “5” meant the highest score.

- (d) *Opinion of the respondents about consideration in the community for persons with disabilities:* 1 person did not answer this question. Among the remaining, the mean score was 4 and the median score was 4, signifying that in respondents’ opinion, the community consideration about persons with disabilities was good.
- (e) *Feeling of satisfaction with their role as CBR volunteer:* 1 person did not answer this question. Among the remaining, the mean score was 4.3 and the median score was 5, signifying that in respondents’ opinion, their satisfaction with their role as CBR volunteers was very good.
- (f) *Feeling of satisfaction with the CBR training course:* 4 persons did not answer this question. Among the remaining, the mean score was 4.5 and the median score was 5, signifying that in respondents’ opinion, their satisfaction with the CBR training course was very good.

CBR volunteers in Da Nang Province

A total of 134 persons completed the questionnaire in Da Nang province.

Age: 5 persons did not answer this question. Among the remaining the age range was from 18 to 78 years, median age was 50 years and mean age was 49.4 years.

Gender: 2 persons did not answer this question. Among the remaining, 64 were male (49.3%) and 68 (50.7%) were female.

Year of joining CBR programme: Among the respondents, 118 persons (88%) joined as CBR volunteer in 2008 and 16 persons (12%) in 2009.

Disabilities among CBR volunteers in Da Nang: 10 persons did not answer this question. Among the remaining, 15 persons (12%) had some disability – 2 person with multiple disabilities, 5 persons with hearing and speech disability, 4 persons with vision disabilities and 4 persons with physical disabilities. Remaining 109 persons (88%) declared that they had no disability.

Education: 1 person did not answer this question. Among the remaining, 35 persons (26.4%) had middle school level education, 84 persons (63.1%) had high school level education and 14 persons (10.5%) had university level education.

CBR Training course: All the CBR volunteers had attended at least one training course on CBR – 150 persons in 2008 and a second training course in 2009.

The duration of the last training course on CBR was of 10 days for all the CBR volunteers.

Number of villages covered by CBR volunteers: 1 person did not answer this question. Among the remaining, the range of villages covered by each CBR volunteer varied from 1 to

40 villages, median number of villages covered by each CBR was 4 and the mean number of villages covered by each CBR worker was 5.1.

The 134 CBR volunteers who completed this questionnaire, together cover 679 villages in Da Nang Province.

Number of persons with disabilities covered by CBR volunteers: The range of persons with disabilities covered by each CBR volunteer varies from 0 to 106 persons, median number of disabled persons covered by each CBR volunteer is 10 and mean number is 15.8.

The 134 CBR volunteers together cover 2,118 persons with disabilities in Da Nang Province.

Number of disabled persons with disability certificates: 3 persons did not answer this question. Among the remaining 131 CBR volunteers, the range of disabled persons who have received a disability certificate varied from 0 to 106 persons, median number of disabled persons with a disability certificate covered by each CBR volunteer is 8 and mean number is 10.

All together, the 131 CBR volunteers who answered this question, reported that 1,529 persons with disability (72% of all disabled persons covered by them) have a disability certificate.

Number of disabled persons with a disability pension or allowance: 14 persons did not answer this question. Among the remaining 120 CBR volunteers, the range of disabled persons who receive a disability pension or allowance under each CBR volunteer varies from 0 to 87, the median number of disabled persons under each CBR volunteer receiving a pension/allowance was 5 and the mean number is 11.6.

All together, the 129 CBR volunteers who answered this question, reported that 1,060 persons with disability (50% of all disabled persons covered by them) receive a disability pension or allowance. Since 10 persons did not answer this question, so actual number of disabled persons with a pension could be higher.

Opinions of the respondents: The CBR volunteers were asked to use a scale of 0 to 5 to express their feelings about certain issues, where “0” meant lowest score and “5” meant the highest score.

- (a) *Opinion of the respondents about consideration in the community for persons with disabilities:* The mean score was 3.9 and the median score was 4, signifying that in respondents’ opinion, the community consideration about persons with disabilities was good.
- (b) *Feeling of satisfaction with their role as CBR volunteer:* The mean score was 4.2 and the median score was 4, signifying that in respondents’ opinion, their satisfaction with their role as CBR volunteers was good.
- (c) *Feeling of satisfaction with the CBR training course:* 2 persons did not answer this question. Among the remaining, the mean score was 4.4 and the median score was 5, signifying that in respondents’ opinion, their satisfaction with the CBR training course was very good.

CBR volunteers in Phu Tho Province

A total of 228 persons completed the questionnaire in Phu Tho province.

Age: 5 persons did not answer this question. Among the remaining the age range was from 24 to 70 years, median age was 44 years and mean age was 43.3 years.

Gender: 1 person did not answer this question. Among the remaining, 61 were male (27%) and 166 (73%) were female.

Year of joining CBR programme: 1 person did not answer this question. Among the respondents, 4 persons declared that they were involved in CBR activities before 2005 (before the starting of the present CBR project), 186 persons (81%) joined as CBR volunteer in 2008 and 37 persons (16%) in 2009.

Disabilities among CBR volunteers in Phu Tho: All the 228 persons (100%) declared that they had no disability.

Education: 1 person had no formal education, 50 persons (23%) had middle school level education, 114 persons (50%) had high school level education and 62 persons (27%) had university level education.

CBR Training course: 1 person did not answer this question and 1 person had received the first training on CBR in 2001. Among the remaining 226 persons, 190 persons attended first CBR training course in 2008 and 36 persons attended first CBR training in 2009. Only 1 person trained in 2008, attended a second training course in 2009.

About the duration of the last training course on CBR, 1 person did not answer. Among the remaining, the range of duration of CBR training course from 1 to 21 days, median duration was of 10 days and mean duration was of 10.5 days.

Number of villages covered by CBR volunteers: 4 persons did not answer this question. Among the remaining, the range of villages covered by each CBR volunteer varied from 1 to 26 villages, median number of villages covered by each CBR was 1 and the mean number of villages covered by each CBR worker was 3.5.

The 224 CBR volunteers who answered this question, together cover 797 villages in Phu Tho Province.

Number of persons with disabilities covered by CBR volunteers: 1 person did not answer this question. Among the remaining, the range of persons with disabilities covered by each CBR volunteer varies from 0 to 378 persons, median number of disabled persons covered by each CBR volunteer is 7 and mean number is 26.8.

The 227 CBR volunteers, who answered this question, together cover 6,083 persons with disabilities in Phu Tho Province.

Number of disabled persons with disability certificates: 68 persons did not answer this question. Among the remaining 160 CBR volunteers who answered this question, the range of disabled persons who have received a disability certificate varied from 0 to 100 persons,

median number of disabled persons with a disability certificate covered by each CBR volunteer is 3 and mean number is 9.9.

All together, the 160 CBR volunteers who answered this question, reported that 2,305 persons with disability (37.9% of all disabled persons covered by them) have a disability certificate.

Number of disabled persons with a disability pension or allowance: 55 persons did not answer this question. Among the remaining 173 CBR volunteers, the range of disabled persons who receive a disability pension or allowance under each CBR volunteer varies from 0 to 98, the median number of disabled persons under each CBR volunteer receiving a pension/allowance was 3 and the mean number was 9.9.

All together, the 173 CBR volunteers who answered this question, reported that 1,724 persons with disability (28% of all disabled persons covered by them) receive a disability pension or allowance. Since 55 persons did not answer this question, so actual number of disabled persons with a pension could be higher.

Opinions of the respondents: The CBR volunteers were asked to use a scale of 0 to 5 to express their feelings about certain issues, where “0” meant lowest score and “5” meant the highest score.

(d) Opinion of the respondents about consideration in the community for persons with disabilities: 1 person did not answer this question. Among the remaining, the mean score was 4.3 and the median score was 5, signifying that in respondents’ opinion, the community consideration about persons with disabilities was very good.

(e) Feeling of satisfaction with their role as CBR volunteer: The mean score was 4.4 and the median score was 5, signifying that in respondents’ opinion, their satisfaction with their role as CBR volunteers was very good.

(f) Feeling of satisfaction with the CBR training course: The mean score was 4.7 and the median score was 5, signifying that in respondents’ opinion, their satisfaction with the CBR training course was excellent.

CBR volunteers in Thua Thien Hue Province

A total of 136 persons completed the questionnaire in Thua Thien Hue province.

Age: 1 person did not answer this question. Among the remaining the age range was from 21 to 59 years, median age was 43 years and mean age was 43.5 years.

Gender: 2 persons did not answer this question. Among the remaining, 37 were male (28%) and 166 (72%) were female.

Year of joining CBR programme: 9 persons did not answer this question. Among the respondents, all the persons started to work as CBR volunteers in 2008.

Disabilities among CBR volunteers in T.T.Hue: 12 persons did not answer this question. Among the remaining, only one person had a disability (vision disability) while the remaining 123 persons (99%) declared that they had no disability.

Education: 3 persons did not answer this question. Among the remaining, 8 persons (6%) had primary school level education, 75 persons (56%) had middle school level education, 45 persons (33%) had high school level education and 6 persons (5%) had university level education.

CBR Training course: 1 person did not answer this question and all the remaining persons first training on CBR in 2008. None of them had attended any second CBR training course.

About the duration of the last training course on CBR, 10 persons did not answer. Among the remaining, the range of duration of CBR training course from 9 to 21 days, median duration was of 12 days and mean duration was of 11.4 days.

Number of villages covered by CBR volunteers: 15 persons did not answer this question. Among the remaining, the range of villages covered by each CBR volunteer varied from 1 to 38 villages, median number of villages covered by each CBR was 1 and the mean number of villages covered by each CBR worker was 1.9.

The 121 CBR volunteers who answered this question, together cover 236 villages in Thua Thien Hue Province.

Number of persons with disabilities covered by CBR volunteers: 18 persons did not answer this question. Among the remaining, the range of persons with disabilities covered by each CBR volunteer varied from 1 to 71 persons, median number of disabled persons covered by each CBR volunteer was 13 and mean number was 16.3.

The 118 CBR volunteers, who answered this question, together cover 1,928 persons with disabilities in Thua Thien Hue Province.

Number of disabled persons with disability certificates: 54 persons did not answer this question. Among the remaining 82 CBR volunteers who answered this question, the range of disabled persons who have received a disability certificate varied from 0 to 71 persons, median number of disabled persons with a disability certificate covered by each CBR volunteer was 6 and mean number was 10.3.

All together, the 82 CBR volunteers who answered this question, reported that 847 persons with disability (43.9% of all disabled persons covered by them) have a disability certificate.

Number of disabled persons with a disability pension or allowance: 61 persons did not answer this question. Among the remaining 75 CBR volunteers, the range of disabled persons who receive a disability pension or allowance under each CBR volunteer varied from 6 to 17, the median number of disabled persons under each CBR volunteer receiving a pension/allowance was 1 and the mean number was 2.8.

All together, the 75 CBR volunteers who answered this question, reported that 210 persons with disability (10.8% of all disabled persons covered by them) receive a disability pension or allowance. Since 61 persons did not answer this question, so actual number of disabled persons with a pension could be higher.

Opinions of the respondents: The CBR volunteers were asked to use a scale of 0 to 5 to express their feelings about certain issues, where “0” meant lowest score and “5” meant the highest score.

- (g) *Opinion of the respondents about consideration in the community for persons with disabilities:* 1 person did not answer this question. Among the remaining, the mean score was 3.6 and the median score was 4, signifying that in respondents' opinion, the community consideration about persons with disabilities was good.
- (h) *Feeling of satisfaction with their role as CBR volunteer:* 1 person did not answer this question. Among the remaining, the mean score was 4 and the median score was 4, signifying that in respondents' opinion, their satisfaction with their role as CBR volunteers was good.
- (i) *Feeling of satisfaction with the CBR training course:* 1 person did not answer this question. Among the remaining, the mean score was 4.7 and the median score was 4, signifying that in respondents' opinion, their satisfaction with the CBR training course was excellent.

Terms of Reference - Mid-term Evaluation
Vietnam CBR Project
Project Co-financed by Italian Development Cooperation
March 2010

Introduction

The CBR project initiated in 2008, covers the following geographical areas in Vietnam: 2 Provinces (Hai Phong & Phu Tho provinces) in the north, near Hanoi; 4 provinces in central part of Vietnam (Thua Thien Hue, Nghe An, Da Nang & Binh Dinh).

In the two northern provinces, AIFO was already supporting limited CBR related activities with private funds, before the starting of this project, while CBR activities were started in the four central provinces, after the start of this project.

Objectives of the mid-term evaluation

The mid-term evaluation has the following objectives:

- To verify the services and activities implemented under the project, especially in terms of quality of capacity building of personnel, volunteers, persons with disabilities and community members.
- To understand the strengths and challenges facing the implementation of CBR in the project areas through SWOT exercises.

Methodology of the mid-term evaluation

The evaluation will be carried out in two phases:

First phase: During the first phase, structured questionnaires will be developed in collaboration with the project partners in Vietnam to collect some basic information about CBR activities in a sample of project areas. The questionnaires developed in English will be translated into Vietnamese. The information will be collected by end of January 2010 and during February 2010, this information will be translated into English.

Second phase: During the second phase in March 2010, Dr Sunil Deepak from the Scientific and Medical support office of AIFO, will visit some pilot project areas to meet with the different project beneficiaries to collect complementary and qualitative information about the different project activities.

The reports from the two phases will be discussed with the project partners in Vietnam, to look for strategies for strengthening of the CBR programme.

Some of the key activities carried out under the project during the first year (2008-09)

Some of the important activities and the number of direct beneficiaries is as follows:

Training of the district CBR supervisors 200 persons

Training of community CBR workers: 1410 persons

Training of school teachers on inclusive education: 3470 persons

Micro-projects for income generation & economic self-sufficiency: 110 micro-projects

Vocational training for persons with disabilities: 80 persons

Some of the key activities already carried out under the project during the second year (2009-2010)

(to be completed by Lorenzo Pierdomenico)

Phase 1 of evaluation (Systematic information collection)

This phase of the evaluation will include specific questionnaires for collecting information from different group of persons (in each group of persons around 50% male and 50% female):

1. District CBR supervisors: questionnaires for 20 persons
2. Community CBR workers: questionnaires for 70 persons
3. Primary school teachers: questionnaires for 70 persons
4. Persons who benefited from micro-projects: 20 persons
5. Persons who benefited from vocational training: 20 persons
6. Persons with disabilities from 5 selected communes in each of the provinces of Hai Phong, Nghe An and Binh Dinh.

Specific questionnaires for collecting information will be designed by Dr Deepak and sent to Vietnam for approval, adaptation and translation into Vietnamese.

Phase 2 of evaluation (Field visit for qualitative information)

The visit of Dr S. Deepak is proposed from 5 to 17 March 2010. During the visit Dr Deepak will visit 2-3 provinces, where he will meet beneficiaries of the different activities, especially persons who benefited from different training courses, micro-projects, vocational training, etc. at district and community levels. During these visits, he will meet small groups of persons to conduct semi-structured interviews and discussions in small groups to understand the strengths, challenges facing the CBR activities.

Programme of Field Visits 5-17 March 2010

Date	Time	Content
Fri. 05/03/2010	10.30	Arrival to Noi Bai Airport
	12.00	Check in Hotel
	14.30	Visit AIFO Office in Hanoi
	20.00	Dinner at Lorenzo's house
Sat. 06/03/2010	8.30	Review of completed questionnaires
Sun. 07/03/2010	8.30	Discussions in AIFO Office
Mon. 08/03/2010	06.00	Departure to Da Nang Airport
	9.30	Meeting with Red Cross of Da Nang
	08.00	Visit the project in Thanh Khe & Son Tra districts
Tue. 09/03/2010	8.00	Visit the project in Thanh Khe & Son Tra districts
	16.00	Transfer to Hue
Wed. 10/03/2010	8.00	Meeting with DoLISA of Hue
	8.30	Visit the project in district
Thu. 11/03/2010	8.00	Meeting with DoLISA of Hue
	8.30	Visit the project in district
Fri. 12/03/2010	8.30	Conclusion
	17.00	Departure to Hanoi Airport
Sat. 13/03/2010	8.00	Discussions with AIFO office about field visits; control of questionnaires
Sun. 14/03/2010		Free
Mon 15/03/2010	06.00	Departure to Phu Tho province
	08.30	Meeting with Red Cross of Phu Tho
	08.00	Visit the project in district
Tue 16/03/2010	0800	Visit the project in district
	1600	Departure to Hanoi
Wen. 17/03/2010	08.30	Meeting in AIFO office – conclusion – collect all questionnaires
	17.30	Transfer to Hanoi Airport

Map of Vietnam showing Provinces covered by CBR Project 7720/AIFO/VNM

